


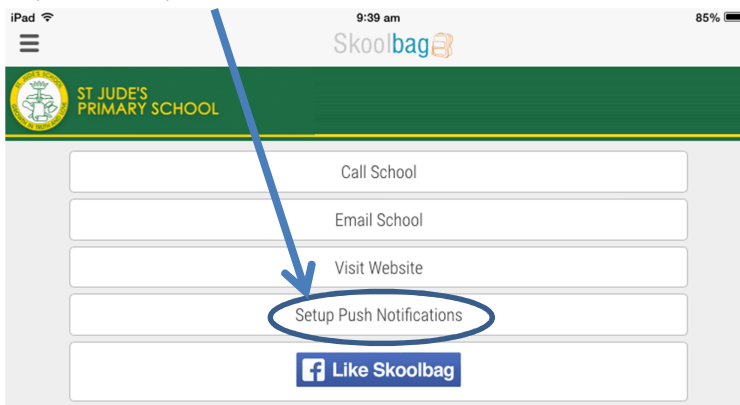
Skoolbag Setup

If you are missing alert notifications in Skoolbag you may need to set it up to receive alerts. Here are the steps:

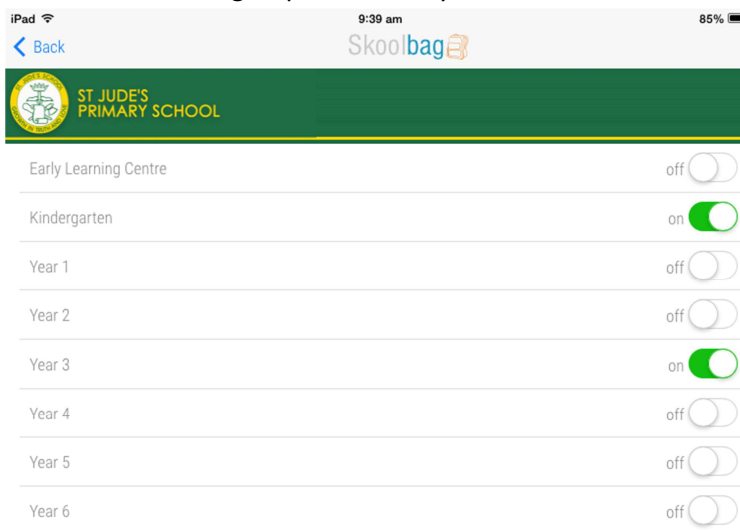
1. Start Skoolbag on your tablet or phone.

2. At the bottom right, is the More button:  Tap this button.

3. Tap the 'Setup Push Notification' button.



4. Set to On the Year groups for which you would like to receive Alert notifications:



5. Lastly, click the Back button to save and record your preferences.

Now, you will receive alerts for the selected year groups.